

Specifications

Model	FS4315
Power Source	600mAh
Dimensions	146(L)X14(D)mm



Congratulations and thank you for your purchasing
the Electronic Cigar.

Now you can start a new healthier lifestyle, which also creates a friend environment and living space for your family and friends.

Please read this manual carefully before using the product, and prudently use it in accordance with the requirements herein.

Please read this user's manual completely before use.

Please keep this manual in good condition for possible future reference

Content

Product introduction.....	1
Cautions.....	2
Components of the product.....	3
Description of the product.....	4-5
Operation.....	6-9
Notices to use.....	10
Suitable user and forbidden user.....	11
Troubleshooting.....	12

Product introduction

The Electronic Cigar is a nonflammable electronic atomizing device, adopts the advanced microelectronic technology and supercritical physical atomized technology, to atomize the high-purity nicotine diluent, which is extracted from tobacco and has the exciting function, so that smoker can take it in. The liquid in the disposable atomizer contains nicotine, perfumery compound special for cigarette and ordinary food additives. It can refresh the smokers and satisfy their smoking. The essential differences between the Electronic Cigar and the ordinary cigarette are as follows:

- 1.No tar and other carcinogenic substance or harmful ingredients to human body.
- 2.No ignition required, without the over 4000 harmful chemical substances produced by an ordinary cigarette.
- 3.Harmless to other and the environment, without the danger of second-hand smoking.
- 4.No possibility to cause fire. It can be used safely in most No-smoking places.

①

Cautions

- 1.Keep it away from high temperature environment.
- 2.Keep it and its special components out of children's reach, and avoid improper operation.
- 3.For people with adverse reaction after using this product, it is recommended to use the disposable atomizer with lower nicotine content or no nicotine.
- 4.Please do not direct contact with the nicotine liquid contained in the disposable atomizer.
- 5.Please prevent the battery from mixing with metal articles.
- 6.It's better to smoke the Electronic Cigar according to the time and frequency of smoking ordinary cigarette.
- 7.Don't use the Electronic Cigar while driving.
- 8.When try to clean the charger, you must unplug it from the power supply beforehand.

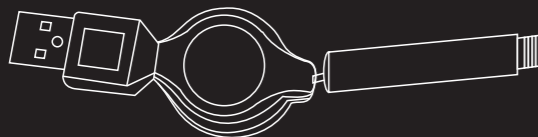
②

Components of the product

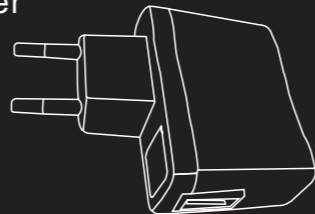
Electronic Cigar



USB Charger



Adapter

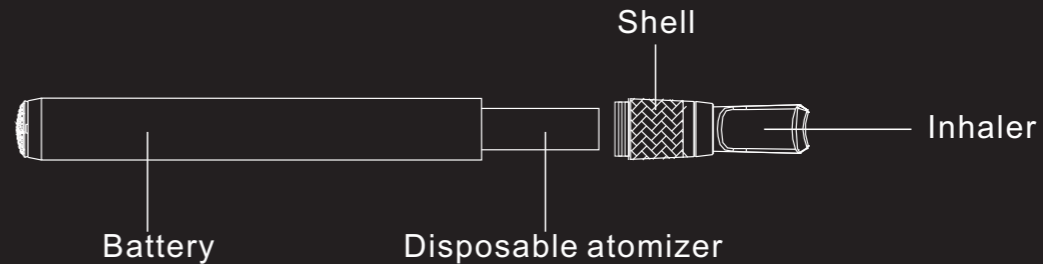


3

Description of the product

1. Structure of the Electronic Cigar body

The Electronic Cigar body is composed of battery, shell, disposable atomizer, and inhaler.



4

2. Disposable atomizer

The disposable atomizer is composed of an atomizer and a liquid container. The liquid container contains nicotine diluents which are ready to be atomized; it does not contain ingredients harmful to human body, such as tar and carcinogenic substance.

According to nicotine content, the disposable atomizers are classified into four kinds: high, medium, low and zero. Disposable atomizer with high, medium or low nicotine content are only used as the substitute for cigarette during smoke abstinence, and the disposable atomizer free of nicotine is for long-term use.

3. Battery

The Electronic Cigar battery capacity is 600 mAh, and can keep for 6 disposable atomizer. The battery can be recharged over 300 times.

5

Operation


Installation method:

Step 1: Remove the shell from the battery.

Step 2: Remove the sealed from the disposable atomizer.

Step 3: Connect the disposable atomizer to the battery by rotating clockwise until tight.


Step 4: Screw the shell into the battery.



Step 1



Step 2



Step 3



Step 4

6

Operating mode:

The electronic circuit will start to work as the Electronic Cigar is inhaled by mouth. And the indicator light will be lit simultaneously. When Stop inhaling , the atomization and the operating mode will turn to standby state. Place it horizontally to prevent the liquid back to your mouth, which may cause stimulus to your oral mucosa.

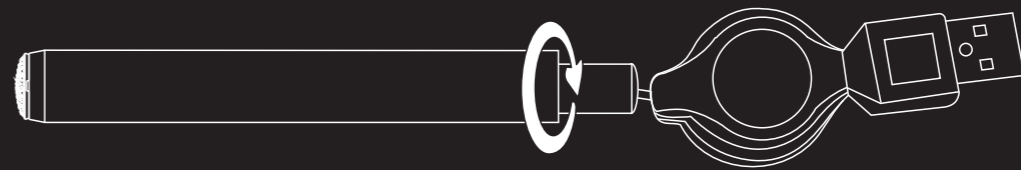
Smoking method:

Smokers smoke each ordinary cigarette by 14-16 mouthfuls, so after smoking 14-16 mouthfuls (equal to an ordinary cigarette) of the Electronic Cigar, smokers should stop smoking about half an hour before smoking again.

7

Charge method:

If the LED light flash 3 times, the Electronic Cigar stops work, which indicates that the battery needs charging. Put the battery into the charger. The charger light is on when the battery is charged. As soon as it is charged, the LED light will be off. The charging time is about 5.5 hours. Cut off the charger's power supply and take the battery out.



8

Warning :

- 1.Keep the battery away from high temperature when charging.
- 2.Don't weld the battery directly and pierce through the battery with nails or other edge tool.
- 3.In case of battery's leakage happens, if your eyes contact with electrolyte leaking from the battery, don't rub it. Please wash it with clean water immediately and ask for doctor's help.
- 4.If the battery peculiar smells, burns, changes color, deforms or any other unusual case happen during charging, cut off the power supply, and take the battery out from the device or charger and stop using.
- 5.The charger can be used for the special lithium battery of the Electronic Cigar only; please don't use this charger to charge other types of batteries.

9

Notices to use

1. If the indicator light continuously flashes for 3 times, then the Electronic Cigar stops work ,which indicates that the battery needs charging.
2. Replace the disposable atomizer with a new as the smoke volume is reduced.
3. Keep the Electronic Cigar separated from other articles and avoid collision.
- 4.The Electronic Cigar never needs to be lighted. So it can be safely used in public places.
- 5.Once some problem occurs in this product, please have it repaired in the designated repair sites, and don't dismantle it by yourself, which will bring damages to it and endanger yourself.

10

Suitable user and forbidden user

Suitable user

- ★The people who have been smoking for a long period of time, and suffering uncomfortable feeling.
- ★The people working in no-smoking places but with the habit of smoking.
- ★The smokers who want to quit smoking. Painless smoking abstention can be realized gradually by decreasing nicotine content.

Forbidden user

- ★Under 18 years old
- ★People without the habit of smoking.
- ★People sensitive to nicotine or any other ingredients in the inhalant.

Troubleshooting

- 1.When the LED light flashes 3 times during use, the battery needs charging.
- 2.When the smoke volume is reduced, please change a new disposable atomizer.
- 3.Installing a new disposable atomizer and a charged battery, if the indicator light shine only as you inhale, and atomizing device do not work (no smoke), please check whether the installation is right.

Note: After the above solution, if the failures still remain or you feel uncomfortable during use, please stop using immediately, and contact the sales agent or our company.